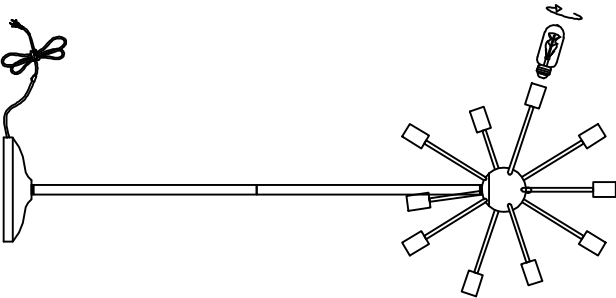
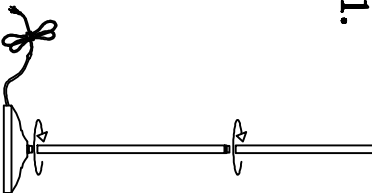





Model: EEI-1563			Installing Sketch Map
Crystand Method			
NO	Crystal Model	Number	<div><div></div><div><div>1.</div><div></div><div>2.</div><div></div></div></div>
<div><div><div>Maintenance</div><div>1.Voltage/Frequency:110-130v 50-60Hz. 12MAX25w E26. 2.Please wear gloves to install. 3.Don't install it on the moist ceiling. 4.Turn off the power before cleantout. 5.Please wash with the sanitizer without corrosivity. 6.Please install according to the installation manual.</div></div><div><div>Precautions</div><div>Keep the lighting away from acidic chemical solvent.Or the galvanized surface of the lighting will be damaged.</div><div>Installation Manual</div><div>Please see the installing sketch map and install the parts in the right order.</div></div></div>			