

Model: EEI-2909

Crystand Method

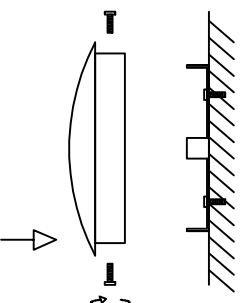
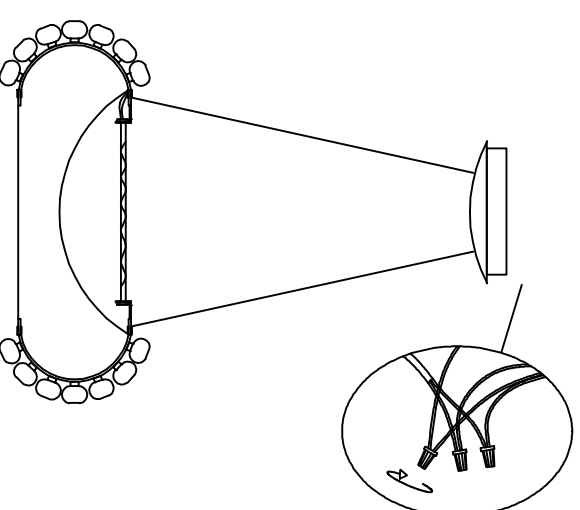
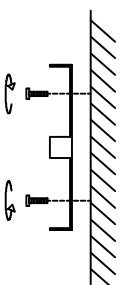
Installing Sketch Map

NO Crystal Model

A



Number
382PCS



Maintenance

Precautions

- 1.Voltage/Frequency:110-130v 50-60Hz. 3MAX60W E26
- 2.Please wear gloves to install.
- 3.Don't install it on the moist ceiling.
- 4.Turn off the power before cleanout.
- 5.Please wash with the sanitizer without corrosivity.
- 6.Please install according to the installation manual.

Keep the lighting away from acidic chemical solvent,Or the galvanized surface of the lighting will be damaged.

Installation Manual

Please see the installing sketch map and install the parts in the right order.