

PARTS LIST / LISTE DES PIÈCES / LISTA DE PIEZAS
ITEM NO. / ARTICLE NO. / ARTICULO NO. : 21218
DESCRIPTION / DESCRIPCIÓN : CURIO / VITRINE / VITRINA

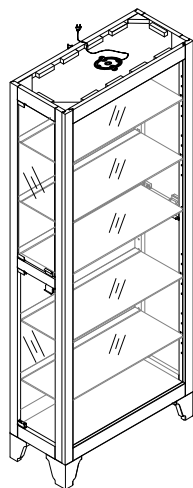
▲ WARNING



Serious or fatal crushing injuries can occur from furniture tip-over. To help prevent tip-over:

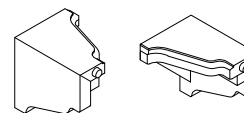
- install tipover restraint provided.
- Place heaviest items in the lowest drawers.
- Do not set TV's or other heavy objects on top of this product unless the product is specifically designed to accommodate them.
- Never allow children to climb or hang on drawers, doors, or shelves.
- Never open more than one drawers at a time (OR)
- Do not defeat or remove the drawers interlock system.

Use of tip-over restraints may only reduce, but not eliminate, the risk of tip-over. this is a permanent label. Do not remove!



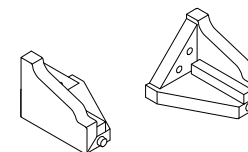
A

x1 Curio
x1 Vitrine
x1 Vitrina



B

x2 Front Leg *
x2 Patte avant
x2 Pata delantera



C

x2 Back Leg *
x2 Patte arrière
x2 Pata trasera



D

x5 Glass shelf *
x5 Étagère en verre
x5 Estante de vidrio



E

x18 Common Shelf Support *
x18 Supports Pour Tablette
x18 Soporte De Las Repisas



F

x1 Furniture Tipping Restraint
x1 Systeme antibasculement
x1 Control para evitar vulcos



G

x8 Allen Bolt Ø1/4" x 40mm *
x8 Vis à tête creuse hexagonale Ø1/4 " x 40mm
x8 Perno Allen Ø1/4 " x 40mm



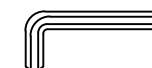
H

x8 Lock Washer Ø1/4" *
x8 Rondelle de blocage Ø1/4 "
x8 Arandela de seguridad Ø1/4 "



I

x8 Flat Washer Ø1/4" *
x8 Rondelle de plate Ø1/4 "
x8 Arandela plana Ø1/4 "

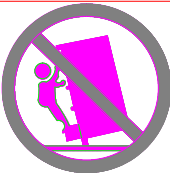


J

x1 Allen Key 4mm *
x1 Clé hexagonale 4mm
x1 Llave allen 4mm

* Replaceable Part

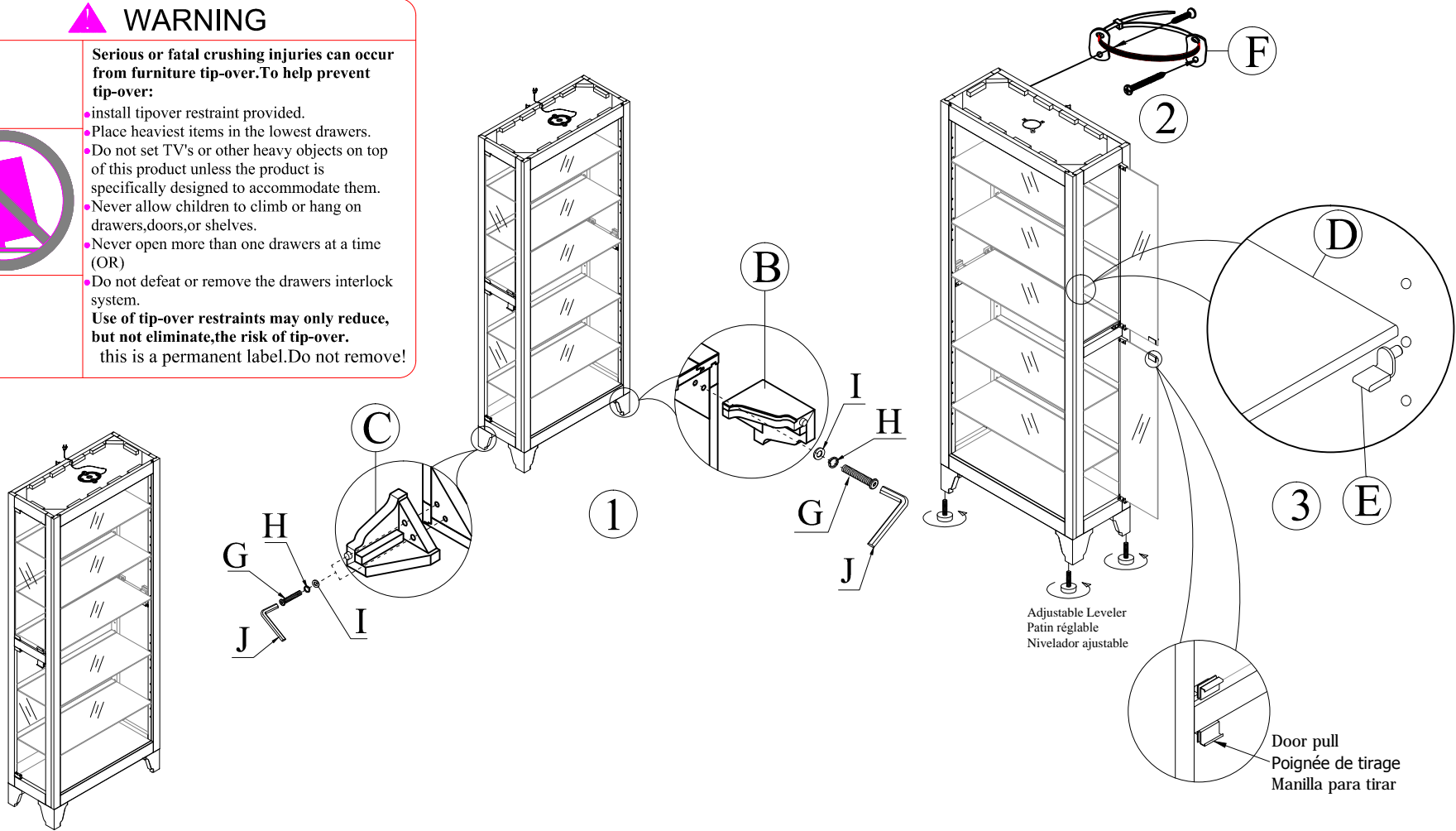
WARNING



Serious or fatal crushing injuries can occur from furniture tip-over. To help prevent tip-over:

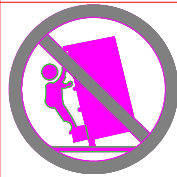
- install tipover restraint provided.
- Place heaviest items in the lowest drawers.
- Do not set TV's or other heavy objects on top of this product unless the product is specifically designed to accommodate them.
- Never allow children to climb or hang on drawers, doors, or shelves.
- Never open more than one drawers at a time (OR)
- Do not defeat or remove the drawers interlock system.

Use of tip-over restraints may only reduce, but not eliminate, the risk of tip-over. this is a permanent label. Do not remove!



REPLACEABLE PART / PARTIE REMPLACABLE / PARTE REEMPLAZABLE
 ITEM NO. / ARTICLE NO. / ARTICULO NO. : 21218
 DESCRIPTION / DESCRIPCIÓN : CURIO / VITRINE / VITRINA

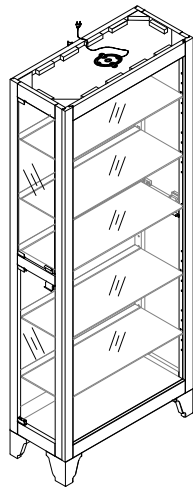
WARNING



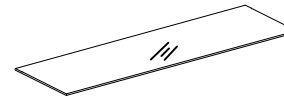
Serious or fatal crushing injuries can occur from furniture tip-over. To help prevent tip-over:

- install tipover restraint provided.
- Place heaviest items in the lowest drawers.
- Do not set TV's or other heavy objects on top of this product unless the product is specifically designed to accommodate them.
- Never allow children to climb or hang on drawers, doors, or shelves.
- Never open more than one drawers at a time (OR)
- Do not defeat or remove the drawers interlock system.

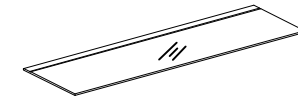
Use of tip-over restraints may only reduce, but not eliminate, the risk of tip-over.
 this is a permanent label. Do not remove!



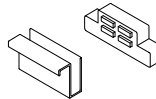
x18 RC-SUPPORT-02
 Common Shelf Support *
 Supports Pour Tablette
 Soporte De Las Repisas



x4 R21218-64
 Side Door Glass *
 Porte en verre
 Puerta de vidrio



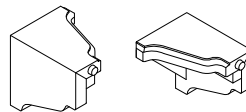
x5 R21218-63
 Glass shelf *
 Étagère en verre
 Estante de vidrio



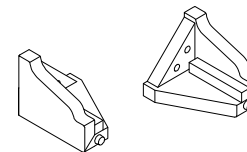
x4 RC-PULL-03
 Glass Door Pull (Nickel) with Felt *
 POIGNÉE (Nickel) et Feutre
 TIRADOR (Níquel) y Fieltro



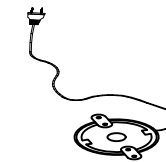
x8 R21218-HINGE
 Door Hinge *
 Charnière de porte
 Bisagra de la puerta



x2 R21218-LEGF
 Front Leg *
 Patte avant
 Pata delantera



x2 R21218-LEGB
 Back leg *
 Patte arrière
 Pata trasera



x1 RC-LIGHT-04
 Single Halogen Light w/roll switch *
 lampe à halogène et interrupteur
 lámpara halógena y interruptor

* Replaceable Part