

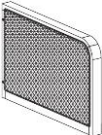






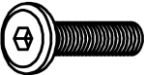





CARE AND MAINTENANCE

Spot clean using a mild water-free solvent. Only a professional cleaner should undertake a complete overall cleaning.
The use of steam or water-based cleaners may cause excessive shrinking or staining.

NOTICE

- * Please make sure that you have all parts indicated before you begin assembly of this item
- * This item should be assembled on a soft surface to prevent scratching the finish during assembly
- * This item may require periodic tightening

Part List and Hardware List

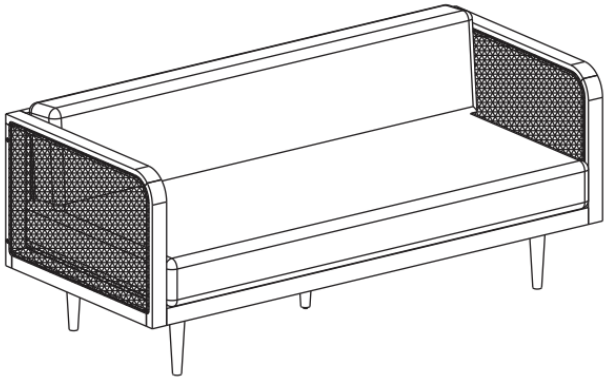
PIECE	DESCRIPTION	PICTURE	QUANTITY
A	SIDE FRAME (L&R)		2X
B	BACK FRAME		1X
C	SEAT FRAME		1X
D	BACK CUSHION		1X
E	SEAT CUSHION		1X
F	LEGS		4X
G	CENTRE LEG		1X
HW1	SMALL CROSS BOLT	 M8x25mm	20X
HW2	SPRING WASHER		20X
HW3	FLAT WASHER		20X
HW4	MEDIUM CROSS BOLT	 M6x40mm	14X
HW5	BIG CROSS BOLT	 M6x70mm	4X
HW6	ALLEN KEY		1X

PREPARETION

Before beginning assembly of product, make sure all parts are present. Compare parts with package contents list and hardware contents list.
If any part is missing or damaged, do not attempt to assemble the product.
Estimated Assembly Time: 10 minutes
Tools Required for Assembly (Not included): Phillips Screwdriver

SAFAVIEH
C O U T U R E

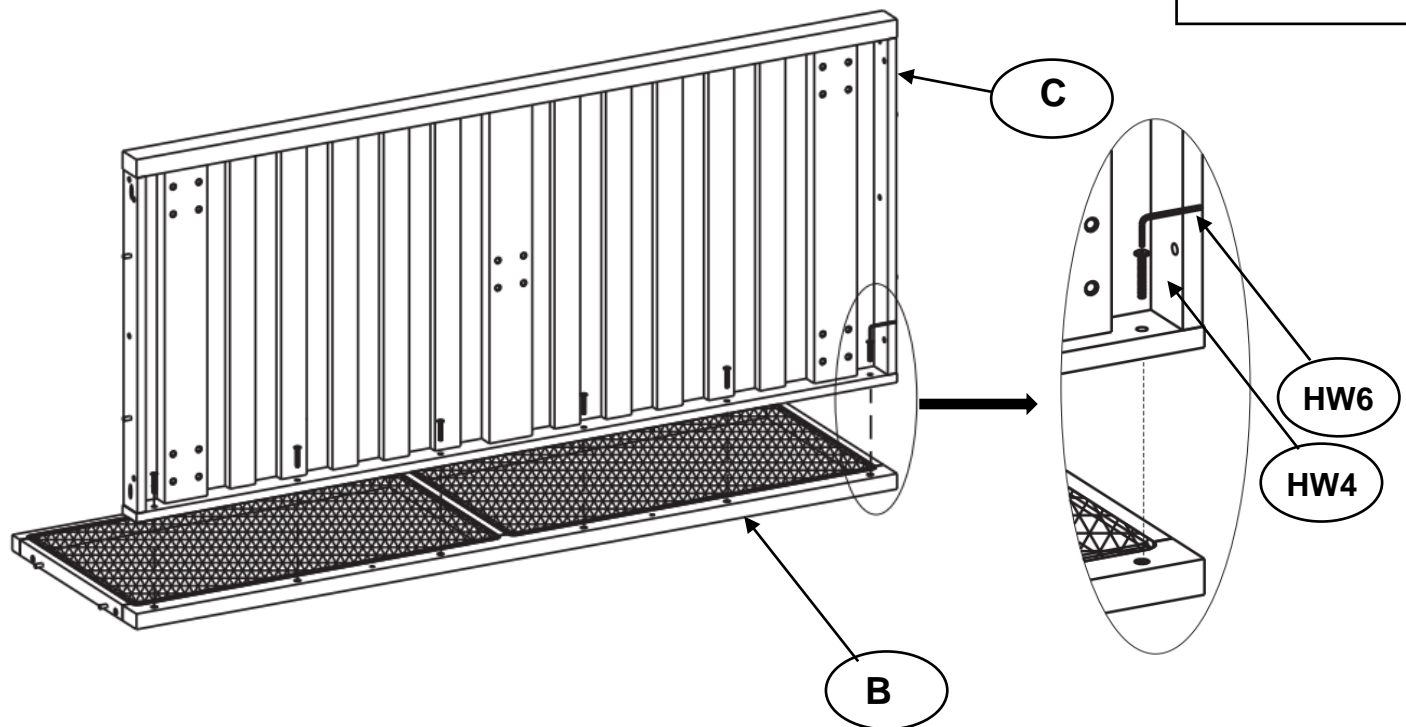
Model #: SFV4100
Product Dimensions: 74 4/5"W x 32 2/3" D x 30 1/3"H



Weight capacity: 375lbs
Warning: DO NOT STAND ON TABLE
Warning: DO NOT OVER TORQUE BOLTS

STEP 1

HW1 x 6

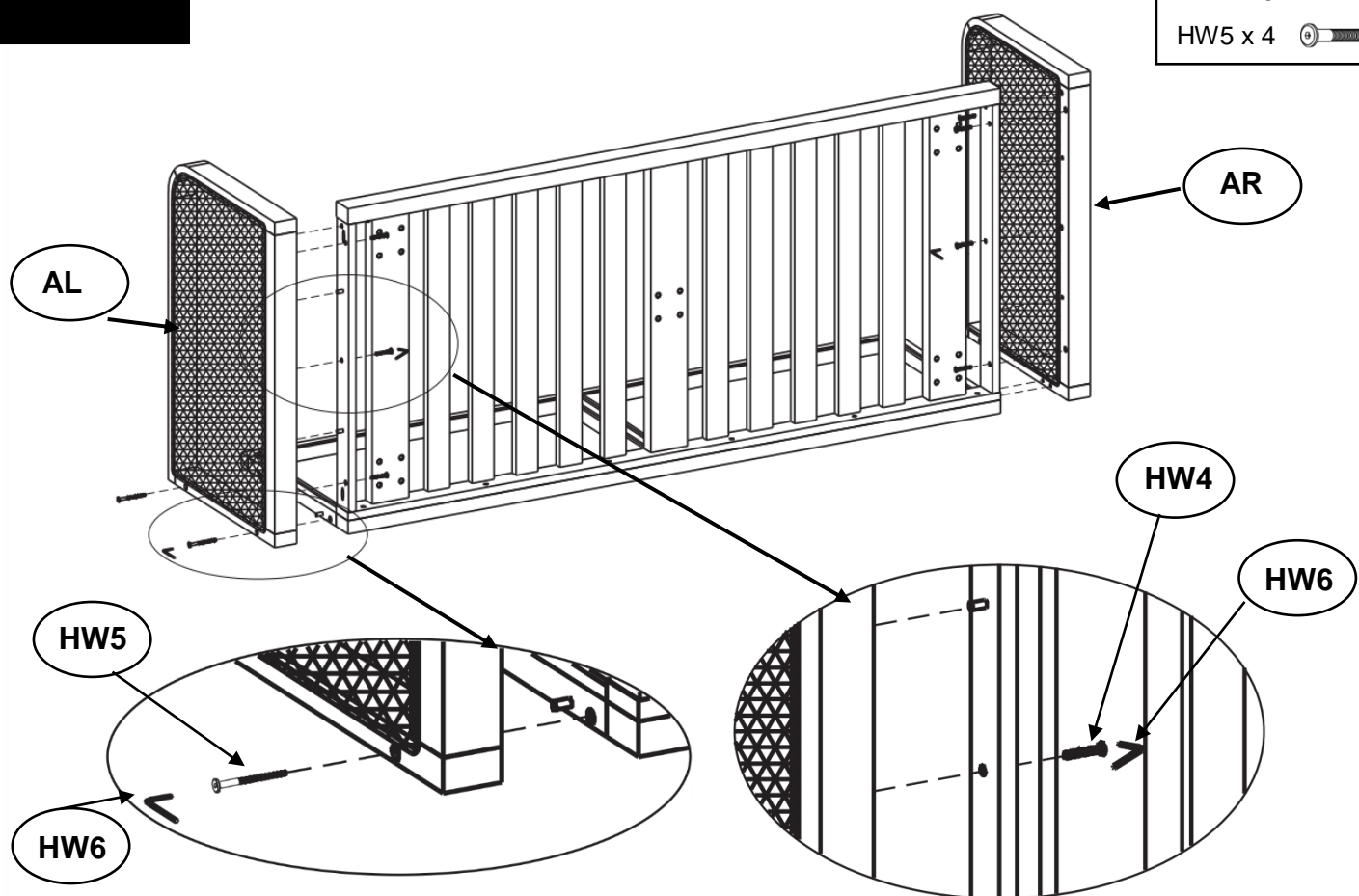


STEP 2


HW4 x 8




HW5 x 4



STEP 3

HW1 x 20 

HW2 x 20 

HW3 x 20 

